



# ~Christmas Blossom~

12 1/2" unfinished

## What you need ~

3/8 yd for background.

1/4 yd of color #1.

1/4 yd of color #2.

1/8 yd of accent.

## Let's get started ~ (You will be making 2 blocks)

\*Press all fabrics before cutting.

\*Place right sides together when piecing.

\*Use a 1/4 inch seam allowance.

\*Seam allowances are included in the cutting sizes.

\*Press seam as you piece to help assure accuracy.

## Cutting ~

From background fabric ~

\*Cut (2) 3 7/8" squares.

\*Cut (8) 2" squares.

\*Cut (4) 2" X 3 1/2" rectangles.

From center fabric ~

\*Cut (1) 3 1/2" square.

From color #1 ~

\*Cut (2) 5 3/8" squares.

\*Cut (4) 1 1/2" squares.

From color #2 ~

\*Cut (2) 5 3/8" squares.

From leaf fabric ~

\*Cut (2) 3 7/8" squares.

## Let's begin ~

\*Diagonally stitch 1 1/2" color #1 square to corner of 3 1/2" center square.

\*Trim excess fabric, fold triangle back and press.

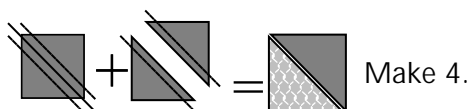
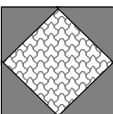
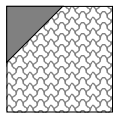
\*Repeat with three other corners. Press.

\*Draw a diagonal line on the wrong side of (2) 5 3/8" color #1 squares.

\*Layer squares with (2) 5 3/8" color #2 squares.

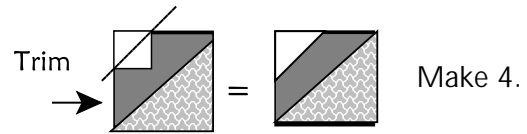
\*Stitch on both sides of drawn line, 1/4" out from line.

\*Cut squares on drawn line, open 1/2 triangle squares and press.



\*Diagonally stitch 2" background square to top corner of half triangle square.

\*Trim excess fabric, fold back and press.



\*Repeat with other side of half triangle square. Press.

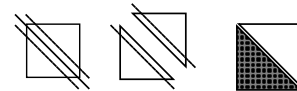


\*Draw a diagonal line on the wrong side of (2) 3 7/8" background squares.

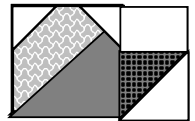
\*Layer squares with (2) 3 7/8" leaf squares.

\*Stitch on both sides of drawn line, 1/4" out from line.

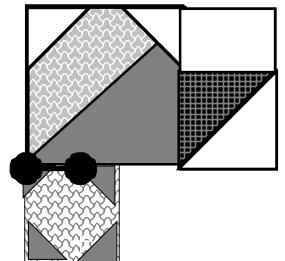
\*Cut squares on drawn line, open 1/2 triangle squares and press. Make 4.



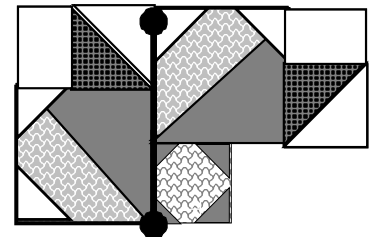
\*Stitch leaf square, 2" X 3 1/2" background rectangle and petal square together. Press. Make 4.



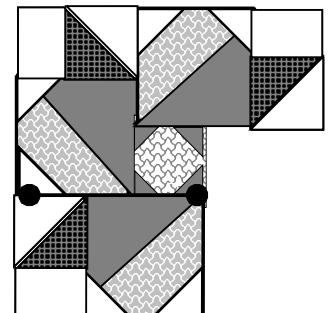
\*Stitch petal unit to top of center square using a partial seam. Finger press this seam.



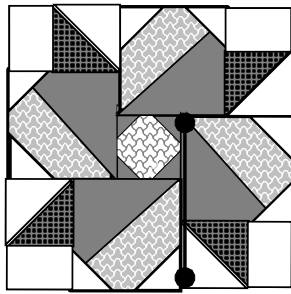
\*Stitch petal unit to left of center block. Press.



\*Stitch petal unit to bottom of center square. Press.



\*Stitch petal unit to right  
of center square. Press.



\*Finish stitching partial seam.  
Press.

